

RESOLUTION NO. 2022- 02 (SUBSEQUENT)

A RESOLUTION OF THE BOARD OF DIRECTORS OF THE RODEO – HERCULES FIRE PROTECTION DISTRICT PROCLAIMING A LOCAL EMERGENCY PERSISTS, RE-RATIFYING THE PROCLAMATION OF A STATE OF EMERGENCY BY N-15-21 ON SEPTEMBER 20, 2021 AND RE-AUTHORIZING REMOTE TELECONFERENCE MEETINGS OF THE LEGISLATIVE BODIES OF RODEO – HERCULES FIRE PROTECTION DISTRICT FOR THE PERIOD APRIL 13, 2022 THROUGH May 13, 2022 PURSUANT TO BROWN ACT PROVISIONS.

WHEREAS, the RODEO – HERCULES FIRE PROTECTION DISTRICT is committed to preserving and nurturing public access and participation in meetings of the Board of Directors; and

WHEREAS, all meetings of RODEO – HERCULES FIRE PROTECTION DISTRICT’S legislative bodies are open and public, as required by the Ralph M. Brown Act (Cal. Gov. Code 54950 – 54963), so that any member of the public may attend, participate, and watch the District’s legislative bodies conduct their business; and

WHEREAS, the Brown Act, Government Code section 54953(e), makes provision for remote teleconferencing participation in meetings by members of a legislative body, without compliance with the requirements of Government Code section 54953(b)(3), subject to the existence of certain conditions; and

WHEREAS, a required condition is that a state of emergency is declared by the Governor pursuant to Government Code section 8625, proclaiming the existence of conditions of disaster or of extreme peril to the safety of persons and property within the state caused by conditions as described in Government Code section 8558; and

WHEREAS, a proclamation is made when there is an actual incident, threat of disaster, or extreme peril to the safety of persons and property within the jurisdictions that are within the District’s boundaries, caused by natural, technological or human-caused disasters; and

WHEREAS, it is further required that state or local officials have imposed or recommended measures to promote social distancing, or, the legislative body meeting in person would present imminent risks to the health and safety of attendees; and

WHEREAS, the Board of Directors previously adopted a Resolution, Number 2021-09 on October 13, 2021, finding that the requisite conditions exist for the legislative bodies of RODEO – HERCULES FIRE PROTECTION DISTRICT to conduct remote teleconference meetings without compliance with paragraph (3) of subdivision (b) of section 54953; and

WHEREAS, the Board of Directors previously adopted a subsequent Resolution, Number 2021-10 on December 21, 2021, finding that the requisite conditions exist for the legislative bodies of RODEO – HERCULES FIRE PROTECTION DISTRICT to conduct remote teleconference meetings without compliance with paragraph (3) of subdivision (b) of section 54953; and

WHEREAS, the Board of Directors previously adopted a subsequent Resolution, Number 2022-01 on February 9, 2022, finding that the requisite conditions exist for the legislative bodies of RODEO – HERCULES FIRE PROTECTION DISTRICT to conduct remote teleconference meetings without compliance with paragraph (3) of subdivision (b) of section 54953; and

WHEREAS, as a condition of extending the use of the provisions found in section 54953(e), the Board of Directors must reconsider the circumstances of the state of emergency that exists in the District, and the Board of Directors has done so; and

WHEREAS, emergency conditions persist in the District, specifically a required condition is that a state of emergency is declared by the Governor pursuant to Government Code section 8625, proclaiming the existence of conditions of disaster or of extreme peril to the safety of persons and property within the state caused by conditions as described in Government Code section 8558; and

WHEREAS, on June 11, 2021, an Executive Order N-08-21 was issued to roll back certain provisions of my COVID-19-related Executive Orders and to clarify that other provisions remained necessary to help California respond to, recover from, and mitigate the impacts of the COVID-19 pandemic; and;

WHEREAS, since the issuance of Executive Order N-08-21, the highly contagious Delta and Omicron variants have emerged, causing a spike in cases throughout the state; and

WHEREAS, the Board of Directors does hereby find that State of Emergency to exist in California as a result of the threat of COVID-19 **AND** In order to slow the spread of the more contagious Delta variant of COVID-19, all people, regardless of vaccination status, are required to wear face coverings in public indoor settings in in Contra Costa County until further notice. Public settings include but are not limited to business offices, retail stores, restaurants, theaters, family entertainment centers, meeting rooms and State and local government facilities where services are provided to the public. **OR** that meeting in person would present imminent risks to the health or safety of attendees has caused, and will continue to cause, conditions of peril to the safety of persons within the District that are likely to be beyond the control of services, personnel, equipment, and facilities of the District, and desires to proclaim a local emergency and ratify the proclamation of state of emergency by the Governor of the State of California to include the Rodeo-Hercules Fire Protection District; and;

WHEREAS, as a consequence of the local emergency persisting, the Board of Directors does hereby find that the legislative bodies of RODEO – HERCULES FIRE PROTECTION DISTRICT shall continue to conduct their meetings without compliance with paragraph (3) of subdivision (b) of Government Code section 54953, as authorized by subdivision (e) of section 54953, and that such legislative bodies shall continue to comply with the requirements to provide the public with access to the meetings as prescribed in paragraph (2) of subdivision (e) of section 54953; and

WHEREAS, , the Rodeo-Hercules Fire Protection District will ensure that opportunity is given to the public to participate in meetings, that District meetings remain as accessible as possible, giving every opportunity for members of the public to be allowed to observe the public meeting, offer comment during the meeting remotely, via either a call-in or internet-based option. That meeting agendas will be posted in accordance with Brown Act regulations and include information for remote access accessibility by phone, URL, platform link and password.

NOW, THEREFORE, THE BOARD OF DIRECTORS OF RODEO – HERCULES FIRE PROTECTION DISTRICT DOES HEREBY RESOLVE AS FOLLOWS:

Section 1. Recitals. The Recitals set forth above are true and correct and are incorporated into this Resolution by this reference.

Section 2. Affirmation that Local Emergency Persists. the Board of Directors does hereby find that State of Emergency still exists in California as a result of the threat of COVID-19 **AND** In order to slow the spread of the more contagious Delta variant of COVID-19, all people, regardless of vaccination status, are required to wear face coverings in public indoor settings in in Contra Costa County until further notice. Public settings include but are not limited to business offices, retail stores, restaurants, theaters, family entertainment centers, meeting rooms and State and local government facilities where services are provided to the public. **OR** that meeting in person would present imminent risksto the health or safety of attendees has caused, and will continue to cause, conditions of peril to the safety of persons within the District that are likely to be beyond the control of services, personnel, equipment, and facilities of the District, and desires to proclaim a local emergency and ratify the proclamation of state of emergency by the Governor of the State of California to include the Rodeo-Hercules Fire Protection District; and

Section 3. Re-ratification of Governor’s Proclamation of a State of Emergency. The Board hereby ratifies the Governor of the State of California’s Proclamation of State of Emergency, effective as of its issuance date of April 13, 2022.

Section 4. Remote Teleconference Meetings. The Fire Chief, Board Clerk and the legislative body of RODEO – HERCULES FIRE PROTECTION DISTRICT are hereby authorized and directed to take all actions necessary to carry out the intent and purpose of this Resolution including, continuing to conduct open and public meetings in accordance with Government Code section 54953(e) and other applicable provisions of the Brown Act.

Section 5. Effective Date of Resolution. This Resolution shall take effect immediately upon its adoption and shall be effective until the earlier of (i) May 13, 2022, or such time the Board of Directors adopts a subsequent resolution in accordance with Government Code section 54953(e)(3) to extend the time during which the legislative bodies of RODEO – HERCULES FIRE PROTECTION DISTRICT may continue to teleconference without compliance with paragraph (3) of subdivision (b) of section 54953.

PASSED AND ADOPTED by the Board of Directors of Rodeo-Hercules Fire Protection District, this 13th day of April 2022 by the following vote:

AYES:

NOES:

ABSENT:

ABSTAIN:

Damon Covington, Chairperson

ATTEST:

Kimberly Corcoran, Clerk of the Board



RODEO-HERCULES FIRE PROTECTION DISTRICT
1680 REFUGIO VALLEY ROAD, HERCULES, CALIFORNIA 94547
(510) 799-4561 FAX: (510) 799-0395

REGULAR BOARD MEETING MINUTES
March 9, 2022

1. CALL TO ORDER/ROLL CALL

Directors Present: Chair Covington, Vice Chair Hill, Davidson, Bowman

Directors Absent: None.

Meeting called to order at 7:03 p.m.

2. PLEDGE OF ALLEGIANCE (00:01:15)

3. ANNOUNCEMENTS (00:01:44)

None.

4. CONFIRMATION OF THE AGENDA (00:02:06)

Motion by Director Bowman to confirm Agenda; seconded by Director Davidson

ROLL CALL VOTE

Hill: Yes
Davidson: Yes
Bowman: Yes
Covington: Yes

Motion passed 4-0.

5. BOARD CORRESPONDENCE (00:02:58)

None.

6. PUBLIC COMMUNICATIONS (00:03:16)

Debbie

7. CONSENT CALENDAR (00:05:41)

Motion by Director Bowman to approve Consent Calendar; seconded by Director Davidson

ROLL CALL VOTE

Davidson: Yes
Bowman: Yes
Hill: Yes
Covington: Yes

Motion passed 4-0.

8. REVIEW APPLICATIONS AND APPOINT BOARD MEMBER TO SERVE THE REMAINDER OF THE UNEXPIRED TERM OF THE BOARD OF DIRECTORS VACANCY CREATED BY THE RESIGNATION OF COLLENE COUZENS (00:07:37)

Candidates Annie Ziff and Robyn Mikel addressed the Board and took questions from the Board.

Public Comment:

Tanya Little
Debbie
Richard L
FJM Grimsley II
Pam
Maureen Brennan

Director Bowman nominated Annie Ziff for appointment to the Board; seconded by Director Davidson.

Chair Covington nominated Robyn Mykel for appointment to the Board

ROLL CALL VOTE FOR APPOINTMENT OF ANNIE ZIFF:

Davidson: Yes
Bowman: Yes
Hill: No
Covington: No

Motion failed 2-2.

ROLL CALL VOTE FOR APPOINTMENT OF ROBYN MIKEL:

Davidson: No
Bowman: No
Hill: Yes
Covington: Yes

Motion failed 2-2.

Staff to schedule a special meeting this weekend to continue discussion regarding appointment of board member.

9. RECEIVE FISCAL YEAR 2020-2021 ANNUAL AUDIT REPORT (01:46:21)

Garima Pathak and Sanwar Harshwal from Harshwal & Company appeared and presented results of the annual audit; took questions from the Board regarding the audit.

Motion by Director Bowman to receive annual audit for fiscal year 2020-21; seconded by Director Hill.

Roll Call Vote:

Davidson: Yes
Bowman: Yes
Hill: Yes
Covington: Yes

Motion passed 4-0.

10. RECRUITMENT AND RETENTION UPDATE (01:53:59)

Interim Chief Johnson gave update and requested funds for a Captain's Promotional Training Program.

Public Comment:

FMJ Grimsley II
Robyn Mikel

Motion by Director Bowman to allocate \$6,500 for Captain's promotional training; seconded by Director Davidson.

Roll Call Vote:

Davidson: Yes
Bowman: Yes
Hill: Yes
Covington: Yes

Motion passed 4-0.

11. FIRE CHIEF'S REPORT (02:06:02)

Interim Chief Johnson gave overview of report.

12. STAFF REPORTS (02:07:45)

ASO Corcoran reminded Board that the Statement of Economic Interests is due April 1.

13. BOARD MEMBER REPORTS (02:08:46)

Chair Covington-LAFCO-will reach out to Board to assign to LAFCO.

14. AD HOC BOARD COMMITTEE REPORTS (02:09:46)

- a. **Strategic Plan**-Director Bowman gave update. Community workshop on a Saturday, likely in May.
- b. **Budget**-Ad hoc meeting next week or week after.

15. MEASURE O (2:20:48)

Annie Ziff gave update on meeting times; and took questions from the board regarding vetting process for Oversight Committee applications.

16. LOCAL 1230 CORRESPONDENCE (02:23:45)

None.

17. ADJOURN TO CLOSED SESSION (02:24:14)

Meeting adjourned to closed session at 9:26 p.m.

18. RECONVENE IN OPEN SESSION/CLOSED SESSION REPORT OUT (02:25:00)

Board reconvened at 10:04 p.m.

Report out-no reportable actions; Board directed counsel on items and will follow up. There will be a closed session at the next regular board meeting.

19. REQUESTS FOR FUTURE AGENDA ITEMS (02:26:06)

- Develop and improve website; possible ad hoc committee to find vendor
- Return to in-person meetings
- Use of word “invalid” in reports
- Measure O Applications
- Labor negotiations

20. ADJOURNMENT (02:33:49)

Meeting adjourned at 10:11 p.m.

Audio from this board meeting can be heard at www.rhfd.org
Number in parenthesis is time stamp where agenda item begins.

Board Vice Chair

7800| General Fund Rodeo Hercules Fire District Transmittal Report

March 2022

Date	Num	Name	Memo	Account	Amount
03/01/2022	FEB22	Standard Insurance Company	February 2022	1060 · Group Insurance	-580.00
03/01/2022	171		01/31 Charge	1063 · Unemployment Insurance	-9.53
03/01/2022	171		Reverse Charge	1063 · Unemployment Insurance	829.56
03/01/2022	W4102379WC	American Messaging	April 2022	2110 · Communications	-36.56
03/01/2022	April 2022	American River Benefit Administrators	April 2022	1060 · Group Insurance	-738.99
03/01/2022	226432375	Orkin	76-Maintenance	2281 · Maintenance of Buildings	-128.00
03/01/2022	8150548Y	NFPA	books	2102 · Books/Periodicals/Subscriptions	-592.46
03/01/2022	9840155650	Staples	Office Supplies	2100 · Office Expenses	-96.12
03/01/2022	March 2022	The Standard	March 2022	1060 · Group Insurance	-638.00
03/02/2022	0164296	Entenmann-Rovin Co.	Badge	2479 · Other Special Dept Expenses	-147.22
03/02/2022	287291133577x0310202	First Net	02/03-03/02	2110 · Communications	-183.34
03/03/2022	2020248	Amazon	Water bottles	2474 · Firefighting Supplies	-52.40
03/03/2022	March2022	Stamps.com	March 2022	2250 · Rents & Leases	-17.99
03/06/2022	136667343	Zoom	02/06-03/05	2100 · Office Expenses	-134.97
03/06/2022	9907744519	Staples	Binders	2100 · Office Expenses	-78.06
03/09/2022		Cal OES	Strike Team Reimbursement	1011 · Permanent Salaries	9,450.80
03/09/2022		Cal OES	Strike Team Reimbursement	1011 · Permanent Salaries	79,857.00
03/09/2022		Cal OES	Strike Team Reimbursement	2271 · Central Garage Maintenance	9,044.75
03/09/2022		Cal OES	Strike Team Reimbursement	2271 · Central Garage Maintenance	5,607.00
03/09/2022		Cal OES	Strike Team Reimbursement	2303 · Travel Expenses-Other	1,079.31
03/09/2022	March2022	Health Care Dental	March 2022	1060 · Group Insurance	-2,439.89
03/10/2022	173	Contra Costa County Auditor-Controller	21/22 Property Tax Administration Costs	2310 · Professional/Specialized Servic	-24,410.00
03/10/2022	12361	California State Firefighters' Associatio	New FF memberships 2022	2200 · Memberships	-283.32
03/10/2022	239131	JW Enterprises	March 2022	2281 · Maintenance of Buildings	-359.00
03/10/2022	9901594283	Verizon Wireless	02/11-03/10	2110 · Communications	-19.10
03/11/2022	174		Data February 2022	2315 · Data Processing Services	-18.98
03/11/2022	174		Data February 2022	2326 · Information Security	-157.06
03/11/2022	76-4017223667-march	P.G.&E.	76-02/08-03/09	2120 · Utilities	-468.60
03/14/2022	176		Measure H FY21-22 Funds	9895 · Measure H EMS	85,504.04
03/14/2022	INV576309	ECMS	Repair turnouts	2474 · Firefighting Supplies	-519.10
03/14/2022	75-5183799518-marc	P.G.&E.	02/09-03/10/22	2120 · Utilities	-291.80
03/15/2022	19452185	Bay Alarm	76-04/01-07/01/22	2120 · Utilities	-120.00

7800| General Fund Rodeo Hercules Fire District Transmittal Report

March 2022

03/15/2022 19453933	Bay Alarm	75-04/01/22-07/01/22	2120 · Utilities	-180.75
03/15/2022 079652	Kel-Aire	Station 76-Service call	2281 · Maintenance of Buildings	-120.00
03/16/2022 IN1688822	Municipal Emergency Services	Boots	2474 · Firefighting Supplies	-1,987.80
03/17/2022 1888920692-75	P.G.&E.	75-02/10-03/11/22	2120 · Utilities	-25.82
03/21/2022 INV579232	LN Curtis & Sons	Case repair	2270 · Repairs & Services of Equipment	-818.83
03/21/2022 9902367497	Verizon Wireless	02/22-03/21	2110 · Communications	-608.40
03/22/2022 172643	Hi-Tech EVS, INC	Repair damaged door	2271 · Central Garage Maintenance	-4,021.59
03/22/2022 IN1691023	Municipal Emergency Services	SCBA Flow and Fit Tests	2270 · Repairs & Services of Equipment	-2,076.92
03/24/2022 75-9173373209-APR	P.G.&E.	75-02/23-03/23	2120 · Utilities	-128.49
03/25/2022 191107	Meyers Nave	February 2022	2310 · Professional/Specialized Servic	-2,235.50
03/26/2022 965664324-223	Sprint	02/23-03/22	2110 · Communications	-165.33
03/28/2022 75-3242022	EBMUD	75-01/24/22-03/24/22	2120 · Utilities	-269.44
03/28/2022 8605	Wolf Consulting Group	Pre-employment screening (5)	2310 · Professional/Specialized Servic	-2,650.00
03/30/2022 75-53843103/24	EBMUD	75-01/24-03/24/22	2120 · Utilities	-300.92
03/30/2022 22-05649	Trace Analytics	Routine analysis	2270 · Repairs & Services of Equipment	-89.00

RODEO-HERCULES FIRE PROTECTION DISTRICT

MEMORANDUM

Date: April 13, 2022
To: Board of Directors
From: Darren Johnson, Interim Fire Chief
Subject: Resolution 2022-03, Adoption of the Annual Increase in the Measure O Parcel Tax

QUESTION:

Should the Board of Directors of the Rodeo-Hercules Fire Protection District approve a resolution declaring the intention to continue the levy of a Special Tax Funding Measure and provide notice of a public hearing on April 13, 2022, for the Rodeo-Hercules Fire Protection District, and Emergency Response Services Assessment? Furthermore, should the Board of Directors adjust the current Special Tax by the 2021 Consumer Price Index?

BACKGROUND:

In 2016, after gaining ballot support, the Fire Protection and Emergency Response Services Special Tax Funding Measure was established to finance fire protection and emergency services in the Rodeo-Hercules Fire Protection District. The Measure included a provision for a Senior Exemption for those who qualify.

- General Election Conducted November of 2016.
- Ballot Results: Measure passed with 78% of the weighted returned ballots in favor of the proposed Tax Measure.
- Adjustment to Rate: Annually, if approved by the District Board of Directors, the maximum assessed increase is calculated using the February, San Francisco Area Consumer Pricing Index. The annual percentage increase for Measure O cannot exceed 3%. The current CPI change is 5.2%.

Fiscal Year	Approved Rate per non-exempt parcel
2017-18	\$216.00
2018-19	\$216.00
2019-20	\$222.00
2020-21	\$228.00
2021-22	\$231.00

SENIOR EXEMPTIONS:

The Measure O Ordinance allows exemptions to be filed by qualified individuals.

Exemption requirements are:

- Age 65 or older by June 30th of the calendar year the exemption is being filed.
- Own and occupy the property the exemption is requested for.
- Submit an exemption form with required documents on or before the January 31 deadline.
- Submit a completed exemption claim form to the Parcel Tax Administrator with all required documentation attached.

SENIOR EXEMPTIONS RECEIVED

Fiscal Year	# of Exemptions Received	Per Parcel Charge	Total
17/18	231	\$216.00	\$49,896
18/19	345	\$216.00	\$74,520
19/20	326	\$222.00	\$72,372
20/21	497	\$228.00	\$110,334
21/22	568	\$231.00	\$131,208
22/23	618	\$231.00	\$142,000
	618	\$238.00	\$147,084

OTHER ANTICIPATED OFFSETS:

The Fire District is anticipating an 8% increase to our current costs for Contra Costa County Employees Retirement Association, Athens—the Fire District’s Workers Compensation Insurance Carrier, and CalPers Medical. These anticipated increases will most likely be equal to or exceed the increase in revenue.

RESULT OF PROPOSED ACTION:

The Rodeo-Hercules Fire District Board of Directors will declare its intention to continue to levy the parcel tax for the fiscal year 2022-23 and adjust the amount by the maximum allowable CPI of 3%. Through this action, the Board will instruct District Staff to report their passing of Resolution 2022-03 to the Contra Costa County Tax Collector’s office for the fiscal year 2022-23

FISCAL IMPACT:

The proposed rate change for the Measure O Special Tax for the fiscal year 2022-23 will be \$238.00 per parcel. The total amount of projected revenue generated by the assessments in the fiscal year 2022-23 is approximately \$2,584,204. If the parcel tax remains at \$231.00 per parcel, the total amount of projected revenue generated is approximately \$2,508,198.

RECOMMENDATION:

Due to anticipated increases in County Retirement Rates, medical premiums, and worker's compensation insurance costs, Staff recommends the Board of Directors approve the Resolution declaring the continuance of the Measure O Special Tax for Fiscal Year 2022-23, and adjust said funding measure by the allowable annual CPI of 3%, providing for Notice of Public Hearing, on April 13, 2022, for the Rodeo Hercules Fire Protection District.

ATTACHED:

1. Resolution 2022-03
2. Consumer Price Index, February 2022

RESOLUTION NO. 2022-03

RESOLUTION OF THE RODEO-HERCULES FIRE PROTECTION DISTRICT BOARD OF DIRECTORS ADOPTING THE ANNUAL INCREASE IN THE MEASURE O PARCEL TAX RECITALS

WHEREAS, at the November 8, 2016 general election, the voters of the Rodeo-Hercules Fire Protection District adopted Ordinance No. 2016-1 ("Measure O"), authorizing the levy of a special tax measure to finance fire protection and emergency services; and

WHEREAS, the tax imposed by Measure O for the 2021-22 fiscal year was two hundred thirty-one (\$231) per parcel of real property within the District (the "Tax"); and

WHEREAS, the provisions of Measure O provide that the amount of the Tax shall increase each fiscal year by the lesser of three percent (3%) or the annual change in the Consumer Price Index for All Consumers for the San-Francisco - Oakland - San Jose area published by the United States Department of Labor; and

WHEREAS, in accordance with the provisions of Measure O, the District is proposing a three percent (3%) increase in the Tax for the 2022-23 fiscal year; and

WHEREAS, the Board of Directors considered the proposed annual increase in the Tax at a duly noticed public hearing, at which time all interested persons had the opportunity to be heard; and

WHEREAS, the Board of Directors desires to increase the amount of the Tax by three percent (3%), to two hundred thirty-eight dollars (\$238) per parcel.

NOW, THEREFORE, the Board of Directors of the Rodeo Hercules Fire Protection District does hereby RESOLVE as follows:

1. The amount of the special tax levied by the District pursuant to Ordinance No. 2016-1, also known as Measure O, shall be two hundred-thirty-eight dollars (\$238) per parcel for the fiscal year beginning July 1, 2022 and ending June 30, 2023.
2. In accordance with the requirements of Measure O, this special tax shall be collected in the same manner, on the same dates, and shall be subject to the same penalties and interest as other changes and taxes fixed and collected by the County of Contra Costa on behalf of the Rodeo Hercules Fire Protection District.

3. The Fire Chief is authorized and directed to take such action as is necessary to carry out this resolution.

PASSED AND ADOPTED THIS 13th day of April 2022, by the following vote:

AYES:

NOES:

ABSENT:

ABSTENSIONS:

BOARD OF DIRECTORS OF THE
RODEO HERCULES FIRE PROTECTION DISTRICT

By: _____
Chairman of the Rodeo-Hercules Fire Protection
District

Attest:

Clerk of the Board of the
Rodeo Hercules Fire Protection District



For Release: Thursday, March 10, 2022

22-436-SAN

WESTERN INFORMATION OFFICE: San Francisco, Calif.

Technical information: (415) 625-2270 BLSinfoSF@bls.gov www.bls.gov/regions/west

Media contact: (415) 625-2270

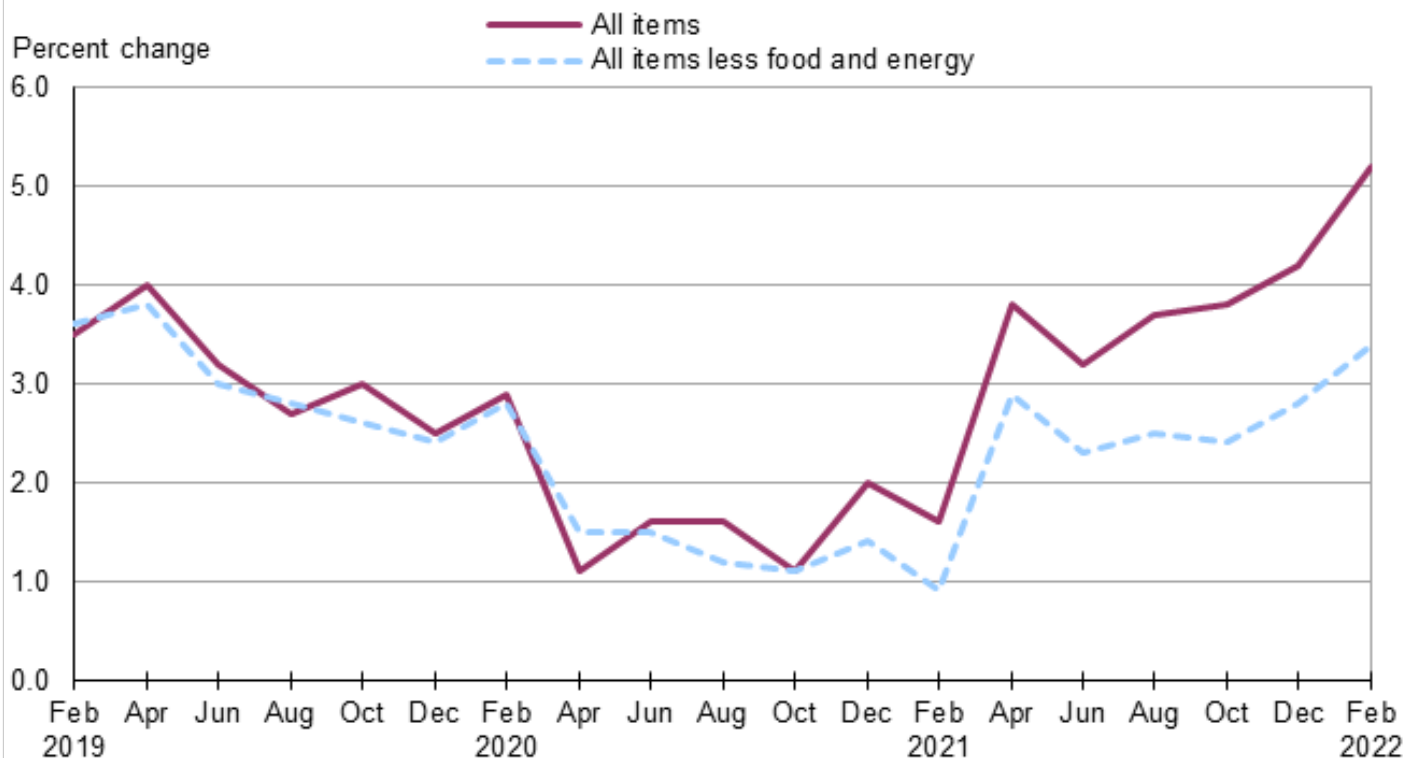
Consumer Price Index, San Francisco Area — February 2022

Area prices were up 1.4 percent over the past two months, up 5.2 percent from a year ago

Prices in the San Francisco area, as measured by the Consumer Price Index for All Urban Consumers (CPI-U), advanced 1.4 percent for the two months ending in February 2022, the U.S. Bureau of Labor Statistics reported today. (See [table A](#).) Regional Commissioner Chris Rosenlund noted that the February increase was influenced by higher prices for shelter and food. (Data in this report are not seasonally adjusted. Accordingly, month-to-month changes may reflect seasonal influences.)

Over the last 12 months, the CPI-U rose 5.2 percent. (See [chart 1](#) and [table A](#).) Food prices increased 9.0 percent. Energy prices jumped 26.9 percent, largely the result of an increase in the price of gasoline. The index for all items less food and energy rose 3.4 percent over the year. (See [table 1](#).)

Chart 1. Over-the-year percent change in CPI-U, San Francisco-Oakland-Hayward, CA, February 2019–February 2022



Source: U.S. Bureau of Labor Statistics.

Food

Food prices increased 3.2 percent for the two months ending in February. (See [table 1.](#)) Prices for food at home advanced 3.6 percent, strongly influenced by higher prices within the other food at home category (9.8 percent). Prices for food away from home increased 2.7 percent for the same period.

Over the year, food prices increased 9.0 percent. Prices for food at home jumped 12.1 percent since a year ago. Increases across food at home expenditure categories ranged from 6.1 percent for nonalcoholic beverages and beverage materials to 19.6 percent for other food at home. Prices for food away from home rose 5.7 percent.

Energy

The energy index advanced 3.3 percent for the two months ending in February. The increase was mainly due to higher prices for electricity (7.8 percent). Prices for natural gas service increased 4.7 percent, and prices for gasoline rose 0.3 percent for the same period.

Energy prices jumped 26.9 percent over the year, largely due to higher prices for gasoline (35.4 percent). Prices paid for natural gas service jumped 32.6 percent, and prices for electricity moved up 15.4 percent during the past year.

All items less food and energy

The index for all items less food and energy rose 1.0 percent in the latest two-month period. Higher prices for apparel (4.8 percent), medical care (1.1 percent), and shelter (0.9 percent) were partially offset by lower prices for education and communication (-0.2 percent).

Over the year, the index for all items less food and energy rose 3.4 percent. Components contributing to the increase included used cars and trucks (39.7 percent), recreation (8.9 percent), apparel (7.2 percent), and shelter (1.4 percent).

Table A. San Francisco-Oakland-Hayward, CA, CPI-U 2-month and 12-month percent changes, all items index, not seasonally adjusted

Month	2018		2019		2020		2021		2022	
	2-month	12-month	2-month	12-month	2-month	12-month	2-month	12-month	2-month	12-month
February	1.4	3.6	0.5	3.5	0.9	2.9	0.5	1.6	1.4	5.2
April	0.8	3.2	1.2	4.0	-0.5	1.1	1.7	3.8		
June	0.9	3.9	0.2	3.2	0.7	1.6	0.0	3.2		
August	0.6	4.3	0.1	2.7	0.0	1.6	0.5	3.7		
October	0.7	4.4	1.0	3.0	0.5	1.1	0.7	3.8		
December	0.1	4.5	-0.5	2.5	0.4	2.0	0.8	4.2		

The April 2022 Consumer Price Index for the San Francisco area is scheduled to be released on May 11, 2022.

Technical Note

The Consumer Price Index (CPI) is a measure of the average change in prices over time in a fixed market basket of goods and services. The Bureau of Labor Statistics publishes CPIs for two population groups: (1) a CPI for All Urban Consumers (CPI-U) which covers approximately 93 percent of the total U.S. population and (2) a CPI for Urban Wage Earners and Clerical Workers (CPI-W) which covers approximately 29 percent of

the total U.S. population. The CPI-U includes, in addition to wage earners and clerical workers, groups such as professional, managerial, and technical workers, the self-employed, short-term workers, the unemployed, and retirees and others not in the labor force.

The CPI is based on prices of food, clothing, shelter, and fuels, transportation fares, charges for doctors' and dentists' services, drugs, and the other goods and services that people buy for day-to-day living. Each month, prices are collected in 75 urban areas across the country from about 6,000 housing units and approximately 22,000 retail establishments—department stores, supermarkets, hospitals, filling stations, and other types of stores and service establishments. All taxes directly associated with the purchase and use of items are included in the index.















































The index measures price changes from a designated reference date; for most of the CPI-U the reference base is 1982-84 equals 100. An increase of 7 percent from the reference base, for example, is shown as 107.000. Alternatively, that relationship can also be expressed as the price of a base period market basket of goods and services rising from \$100 to \$107. For further details see the CPI home page on the internet at www.bls.gov/cpi and the CPI section of the BLS Handbook of Methods available on the internet at www.bls.gov/opub/hom/cpi/.

In calculating the index, price changes for the various items in each location are averaged together with weights that represent their importance in the spending of the appropriate population group. Local data are then combined to obtain a U.S. city average. Because the sample size of a local area is smaller, the local area index is subject to substantially more sampling and other measurement error than the national index. In addition, local indexes are not adjusted for seasonal influences. As a result, local area indexes show greater volatility than the national index, although their long-term trends are quite similar. **NOTE: Area indexes do not measure differences in the level of prices between cities; they only measure the average change in prices for each area since the base period.**

The San Francisco-Oakland-Hayward, CA. metropolitan area covered in this release is comprised of Alameda, Contra Costa, Marin, San Francisco, San Mateo Counties in the State of California.











Information in this release will be made available to individuals with sensory impairments upon request. Voice phone: 202-691-5200; Telecommunications Relay Service: 7-1-1.

Table 1. Consumer Price Index for All Urban Consumers (CPI-U): Indexes and percent changes for selected periods San Francisco-Oakland-Hayward, CA (1982-84=100 unless otherwise noted)

Item and Group	Indexes				Percent change from-		
	Historical data	Dec. 2021	Jan. 2022	Feb. 2022	Feb. 2021	Dec. 2021	Jan. 2022
Expenditure category							
All items.....		315.805	-	320.195	5.2	1.4	-
All items (1967=100).....		970.872	-	984.369	-	-	-
Food and beverages.....		324.575	-	334.605	8.4	3.1	-
Food.....		325.866	-	336.402	9.0	3.2	-
Food at home.....		294.986	295.373	305.485	12.1	3.6	3.4
Cereals and bakery products.....		302.276	-	308.332	13.7	2.0	-
Meats, poultry, fish, and eggs.....		331.492	-	333.698	10.7	0.7	-
Dairy and related products.....		294.216	-	302.103	8.5	2.7	-
Fruits and vegetables.....		389.201	-	397.584	7.1	2.2	-
Nonalcoholic beverages and beverage materials(1).....		218.251	-	216.230	6.1	-0.9	-
Other food at home.....		240.545	-	264.150	19.6	9.8	-
Food away from home.....		360.146	-	370.023	5.7	2.7	-
Alcoholic beverages.....		312.260	-	315.737	1.3	1.1	-
Housing.....		366.364	-	370.763	2.4	1.2	-
Shelter.....		411.972	412.937	415.760	1.4	0.9	0.7
Rent of primary residence(2).....		467.588	468.496	469.286	0.1	0.4	0.2
Owners' equiv. rent of residences(2)(3).....		443.052	444.237	444.617	1.3	0.4	0.1
Owners' equiv. rent of primary residence(1)(2).....		443.052	444.237	444.617	1.3	0.4	0.1
Fuels and utilities.....		492.167	-	514.971	13.1	4.6	-
Household energy.....		439.008	469.548	469.032	18.4	6.8	-0.1
Energy services(2).....		440.057	471.320	470.615	18.4	6.9	-0.1
Electricity(2).....		458.389	494.214	494.214	15.4	7.8	0.0
Utility (piped) gas service(2).....		404.609	426.105	423.823	32.6	4.7	-0.5
Household furnishings and operations.....		158.186	-	160.063	3.9	1.2	-
Apparel.....		107.828	-	113.006	7.2	4.8	-
Transportation.....		236.457	-	238.498	16.5	0.9	-
Private transportation.....		240.566	-	241.233	18.5	0.3	-
New and used motor vehicles(4).....		115.888	-	-	-	-	-
New vehicles(1).....		187.999	-	-	-	-	-
Used cars and trucks(1).....		368.270	-	376.607	39.7	2.3	-
Motor fuel.....		342.260	340.187	343.538	35.5	0.4	1.0
Gasoline (all types).....		341.048	338.985	342.218	35.4	0.3	1.0
Gasoline, unleaded regular(4).....		341.411	339.350	342.591	36.0	0.3	1.0
Gasoline, unleaded midgrade(4)(5).....		317.984	316.149	319.134	34.5	0.4	0.9
Gasoline, unleaded premium(4).....		321.924	319.953	322.988	33.4	0.3	0.9
Medical care.....		561.352	-	567.774	2.3	1.1	-
Recreation(6).....		136.386	-	137.237	8.9	0.6	-
Education and communication(6).....		155.817	-	155.546	3.1	-0.2	-
Tuition, other school fees, and child care(1).....		-	-	-	-	-	-
Other goods and services.....		533.001	-	540.581	3.0	1.4	-
Commodity and service group							
All items.....		315.805	-	320.195	5.2	1.4	-
Commodities.....		217.808	-	222.186	11.5	2.0	-
Commodities less food & beverages.....		160.582	-	162.426	14.9	1.1	-
Nondurables less food & beverages.....		208.754	-	212.593	15.0	1.8	-
Durables.....		113.292	-	-	-	-	-
Services.....		398.306	-	402.721	2.7	1.1	-

Note: See footnotes at end of table.

Table 1. Consumer Price Index for All Urban Consumers (CPI-U): Indexes and percent changes for selected periods San Francisco-Oakland-Hayward, CA (1982-84=100 unless otherwise noted) - Continued

Item and Group	Indexes				Percent change from-		
	Historical data	Dec. 2021	Jan. 2022	Feb. 2022	Feb. 2021	Dec. 2021	Jan. 2022
Special aggregate indexes							
All items less medical care		305.667	-	309.967	5.4	1.4	-
All items less shelter.....		277.666	-	282.565	8.3	1.8	-
Commodities less food		167.436	-	169.355	13.9	1.1	-
Nondurables		268.041	-	275.005	10.8	2.6	-
Nondurables less food.....		216.969	-	220.811	13.4	1.8	-
Services less rent of shelter(3).....		400.231	-	405.976	4.8	1.4	-
Services less medical care services.....		387.032	-	391.232	2.8	1.1	-
Energy		382.822	393.801	395.621	26.9	3.3	0.5
All items less energy		316.469	-	320.537	4.2	1.3	-
All items less food and energy		315.864	-	318.955	3.4	1.0	-

Footnotes

(1) Indexes on a December 1977=100 base.

(2) This index series was calculated using a Laspeyres estimator. All other item stratum index series were calculated using a geometric means estimator.

(3) Indexes on a December 1982=100 base.

(4) Special index based on a substantially smaller sample.

(5) Indexes on a December 1993=100 base.

(6) Indexes on a December 1997=100 base.

- Data not available

NOTE: Index applies to a month as a whole, not to any specific date.



MEASURE O ANNUAL FIRE CHIEF REPORT

FISCAL YEAR 2020-21

Contents

Measure O	1
Financial Summary	3

The Fire Chief, or his designee, including but not limited to the District's chief fiscal officer, shall file an annual report with the Board. The annual report shall at a minimum, report upon the following: (a) The amount of tax proceeds collected and expended; and (b) The status of any project required or authorized to be funded in accordance with this section.

Measure O

History

In November 2016, the residents of Rodeo and Hercules voted overwhelmingly to pass Measure O, an annual parcel tax of \$216.00 (this amount may increase annually by the lesser of 3% or the CPI in the San Francisco-Oakland-San Jose Area by a vote of the Board of Directors). Measure O funding continues to be a crucial component of the Fire District's ability to maintain its fire stations and fire station staffing. Beginning in fiscal year 2019-20, the Board of Directors has increased the parcel tax by the allowable rate as follows:

FISCAL YEAR	PER PARCEL RATE
2017-18	\$216.00
2018-19	\$216.00
2019-20	\$222.00
2020-21	\$228.00

Senior Exemptions

Seniors who are 65 or older are eligible for an exemption to the parcel Tax. For someone to qualify for the senior exemption, they must meet the following qualifications:

- The qualifying person must reside in the property for which they are claiming an exemption.
- A new exemption form must be submitted on an annual basis and returned to the Measure O Parcel Tax Administrator by the deadline of January 31 of each year and include proof of eligibility.

For the convenience of our residents, an exemption drop-off mailbox is in front of our District offices.

Financial Highlights

The Fire District received 497 Senior Exemptions for fiscal year 2020-21, an increase from exemptions received in fiscal year 2019-20. The exemptions equate to a \$113,316.00 reduction in Measure O revenue. Fiscal year 20-21 Measure O funds were distributed for Health Insurance for Active Employees, Retiree Health Insurance, Unfunded Actuarial Accrued Liability Payments, County Measure O Collection Fee.

Efficiencies

The practice of illustrating the Measure O revenues in a separate budget category within the Fire District's annual budget will continue.

Darren Johnson
Interim Fire Chief
April 13, 2022

The proceeds of the special tax funding replacement measure imposed by this Ordinance shall be placed in a special account or fund to be used solely for any lawful purpose permissible to Fire Districts pursuant to California Health and Safety Code §13800 et seq., including but not limited to enhancing the level of fire prevention, emergency fire protection and paramedic response services through increasing staffing levels to operate and maintain the District's fire stations, maintaining and when necessary replacing fire protection and lifesaving equipment and apparatus to optimal levels of function and performance, and to fund capital improvements.

Financial Summary

Measure O Revenues received were \$2,502,195, and total expenditures were \$2,470,203, leaving a fund balance of \$834,147¹.

Measure O funds were used for the following expenses:

Unfunded Actuarial Accrued Liability	\$	1,639,704
Active Employee Medical Premiums	\$	452,926
OPEB Matching Funds	\$	64,507
Retiree Medical Premiums	\$	303,323
County Fees	\$	9,743
	\$	2,470,203

Detailed Measure O expenditure information is provided in the Independent Accountant's Report, a copy of which is attached to this Annual Report.

¹ This fund balance is allocated for use in the next fiscal year's Measure O expenses for approximately four months until the Measure O revenues are realized in October.

RODEO - HERCULES FIRE PROTECTION DISTRICT

HERCULES, CALIFORNIA

MEASURE O REPORT

JUNE 30, 2021



RODEO - HERCULES FIRE PROTECTION DISTRICT
TABLE OF CONTENTS
JUNE 30, 2021

Page

Independent Accountant's Report on Applying Agreed-Upon Procedures	1
---	---

**INDEPENDENT ACCOUNTANT'S REPORT
ON APPLYING AGREED-UPON PROCEDURES**

To the Board of Directors of the
 Rodeo - Hercules Fire Protection District
 Hercules, California

Report on Financial Statements

We have performed the procedures enumerated below, which were agreed to by the Rodeo - Hercules Fire Protection District's management, on the Rodeo - Hercules Fire Protection District's (the "District") Measure O - Special Tax revenues received and expenditures made by the District for the fiscal year ended June 30, 2021. The District's management is responsible for the receipt of Measure O - Special Tax revenues and deposit of such proceeds into the District's Measure O - Special Tax Revenue Fund and use it solely for any lawful purpose permissible to the District as instructed in Ordinance 2016-1. The sufficiency of these procedures is solely the responsibility of the District's management. Consequently, we make no representation regarding the sufficiency of the procedures enumerated below either for the purpose for which this report has been requested or for any other purpose.

PROCEDURES:

The procedures performed and findings are listed below:

1. We agreed the actual Measure O - Special Tax proceeds collected and expended to the amounts recorded in the District's general ledger and recalculated the mathematical accuracy of the following schedule provided by the District:

Revenues:	
Measure O - Special Tax Revenue	<u>\$ 2,502,195</u>
Expenditures:	
Group Insurance Health Active Employees	517,433
Group Insurance - Retiree	303,323
Unfunded Actuarial Accrued Liability Payments	1,639,704
County Collection Fee	<u>9,743</u>
Total Expenditures	<u>2,470,203</u>
Net Change in Measure O Funds	31,992
Available Measure O Funds, Beginning	<u>802,155</u>
Available Measure O Funds, Ending	<u><u>\$ 834,147</u></u>

The District received the Measure O Parcel tax funds mostly in October 2020. During fiscal year 2020-21, funds were used as follows:

Group Insurance Active Employees - The District transferred a total of \$517,433 from the Measure O Fund to the General Fund through a County Interfund transfer to cover Group Insurance of active employees through June 30, 2021. Detail of insurance paid through Measure O Fund resources were as follows:

Group Insurance Active Employees Paid through General Fund:

July 2020	\$	35,359
August 2020		33,608
September 2020		34,578
October 2020		32,672
November 2020		35,348
December 2020		37,762
January 2021		43,231
February 2021		40,916
March 2021		39,328
April 2021		40,260
May 2021		39,953
June 2021		104,418
		<hr/>
	\$	<u>517,433</u>

Group Insurance - Retiree - The District transferred a total of \$303,323 from the Measure O Fund to the General Fund through a County Interfund transfer to cover Group Insurance Retiree through June 30, 2021. Detail of insurance paid through Measure O Fund resources were as follows:

Group Insurance - Retiree Paid through General Fund:

July 2020	\$	25,405
August 2020		24,888
September 2020		25,398
October 2020		25,174
November 2020		24,936
December 2020		24,171
January 2021		25,321
February 2021		25,860
March 2021		25,543
April 2021		25,860
May 2021		25,225
June 2021		25,542
		<hr/>
	\$	<u>303,323</u>

Unfunded Actuarial Accrued Liability Payments - The District transferred a total of \$1,639,704 from the Measure O Fund to the General Fund through a County Interfund transfer to cover the District's Unfunded Actuarial Accrued Liability to Contra Costa County Employee's Retirement Association in November 2020.

County Collection Fees - Contra Costa County assesses fees to levy assessments and taxes. Charges for the Measure O Levy totaled \$9,743, which was paid using Measure O Fund resources.

2. We traced the proceeds of the Measure O tax and reviewed the expenditures made by using those proceeds, as listed in aforementioned schedules, in accordance with Ordinance 2016-1 Section 4 and California Health and Safety Code section 13800 et seq. regarding use of tax proceeds.

FINDINGS:

Proceeds of taxes as listed in the schedule presented by the District's management were paid into the District's Measure O Special Revenue Fund and had been used by the District, in compliance with Ordinance 2016-1 Section 4 and California Health and Safety Code section 13800 et seq, with no exceptions.

This engagement to apply agreed-upon procedures was conducted in accordance with attestation standards established by the American Institute of Certified Public Accountants. We were not engaged to and did not conduct an examination or review, the objective of which would be the expression of an opinion or conclusion, respectively, on the District's Measure O - Special Tax revenues received and expenditures made by the District for the fiscal year ended June 30, 2021. Accordingly, we do not express such an opinion or conclusion. Had we performed additional procedures, other matters might have come to our attention that would have been reported to you.

This report is intended solely for the information and use of the District's management and is not intended to be and should not be used by anyone other than these specified parties.

Harshmal & Company LLP

Oakland, California
January 11, 2022

FROM :

FAX NO. :

Jun. 22 2020 07:21PM P1

510.799.0395



RODEO-HERCULES FIRE PROTECTION DISTRICT

MEASURE O OVERSIGHT COMMITTEE MEMBERSHIP APPLICATION

COMMITTEE'S PURPOSE

The purpose of the Measure O Oversight Committee is to receive, review, and advise the Board upon the Annual Report.

APPLICATION INSTRUCTIONS

Please complete and submit this Membership Application with a current resume and a personal statement why you want to serve on the Oversight Committee and what special areas of expertise or experience you think would be helpful to the Committee. Please submit Membership Application and supporting documents to: Clerk of the Board, Kimberly Corcoran, Rodeo Hercules Fire Protection District, 1680 Refugio Valley Road, Hercules, CA 94547.

Name FRANK JM GRIMSLEY II	Home Address [REDACTED]
Home Phone [REDACTED]	Mobile Phone
Email [REDACTED]	

GENERAL MEMBERSHIP REQUIREMENTS	YES	NO
Do you live within the boundaries of RHFPD?	✓	
Are you an elected official?		✓
Are you an employee or official of RHFPD? (No employee or official shall be appointed to the Oversight Committee)		✓
Are you a vendor, contractor or consultant of the RHFPD?		✓
Can you serve a minimum of a two year term?	✓	
Can you attend meetings that occur within the District?	✓	
Do you know of any reason such a potential conflict of interest, which would adversely affect your ability to serve on the Oversight Committee?	✓	

SIGNATURE OF APPLICANT

By signature, the Membership Application answers, current resume, including experience, how you feel you would contribute to the Oversight Committee and personal statement are true and complete to the best of my knowledge.

NAME: FRANK JM GRIMSLEY II

SIGNATURE: Frank Jm Grimsley II


DATE: 2/24/2022

FROM :

FAX NO. :

Jun. 22 2020 07:21PM P2

FRANK JM GRIMSLEY II

Hercules, CA 94547 | 

Dear Measure O Committee

Dear Measure O Committee

I am writing to apply for membership on the oversight committee for Rodeo Hercules Measure O committee. I have lived in the City of Hercules since August of 1992. As a resident of Hercules I have observed the changes made to the City and felt the impact of development and growth. While my voice and opinion has not been heard, I do believe it would be a good time to raise my voice for the City of Hercules as part of the Measure O committee.

My work experience along with my lived life experience in Hercules will give light to the Measure OF oversight Committee. With the average tax parcel of \$220 on the Citizen's of Rodeo and Hercules, we should know that money is being proper allocated for the benefit for we the people.

My education and professional experience in property management and now a Real Estate agent has given me an understanding of not only return on investments, but also, the meaning of cost avoidance as a tool that prevents loss and waste.

I have no doubt that you find that I will be a good fit for the committee. Please feel free to reach out to me if you would like any additional information.

Look forward to hearing from you soon

Best Regards

Frank JM Grimsley II

FRANK JM GRIMSLEY II

Hercules, CA 94547 | [REDACTED]

PROFESSIONAL SUMMARY

- Dedicated Supervisor with 28 years of experience utilizing limited labor and material resources.
- Proficient and forward-thinking professional, well versed in setting goals in line with company's vision.
- Extensive experience monitoring production processes and creating strategies to enhance productivity.
- Well-versed in processing, monitoring and reviewing high-volume orders in fast-paced environments.
- Adept at developing and maintaining productive relationships with mail processing and distribution and staff.
- Skilled at managing a large group of diverse individuals with different talents, responsibilities and goals.
- Over 25 years of Real Estate Asset and Property Management

SKILLS

- Quality Management
- Operational excellence
- Performance evaluation
- Human resources modeling

PROFESSIONAL Licensed Real Estate agent: Kelly Williams Walnut Creek

WORK HISTORY

Supervisor of Distribution Operations

USPS – Oakland, CA, 02/2021 to 12/2021

- Boosted team performance with enhanced employee evaluation processes.
- Implemented strategic plans as well as contributed to evaluation and analysis of business objectives.
- Organized financial reporting, scheduling and inventory systems to enhance productivity.
- Identified and solved complex strategy obstacles to promote growth and guide business direction.
- Streamlined processes to enhance operational productivity and overall traceability.
- Developed standard and emergency operating procedures for receiving, handling, storing, shipping and salvaging products.

Master Instructor

USPS – Oakland, CA, 01/2011 to 06/2013

- Applied various teaching aids to minimize learning gaps and instruct and motivate students.
- Optimized learning plans, quantifying student progress through test administration.
- Observed other instructors and lecturers, gathering valuable techniques to be implemented into future lectures and courses.
- Emphasized safe working and classroom conditions and practices.
- Initiated new learning methods, promoting total student comprehension while curbing learning time.

Labor Relations Specialist

USPS – Oakland, CA, 6/2000 to 06/2010

- Spearheaded negotiation of union contracts as company representative.
- Completed in-depth investigations into issues pertaining to discipline and grievance management and recommended strategies.
- Interpreted and advised on labor relations policies and previously negotiated agreements.
- Reduced grievances and arbitration needs by educating frontline managers on techniques for enhancing interactions between labor and leadership.
- Oversaw investigations into discrimination, sexual harassment or other workplace claims.
- Improved operations through consistent hard work and dedication.
- Mediated discussions between employer and employee representatives in attempt to reconcile differences.

EDUCATION**Bachelor of Science: Business Management**

University of Phoenix - Tempe, AZ

Associate of Arts: Accounting

Laney College - Oakland, CA

Computer Programming

Computer Learning Center - San Francisco, CA

RODEO-HERCULES FIRE PROTECTION DISTRICT

MEMORANDUM

TO: BOARD of DIRECTORS

FROM: Darren Johnson, INTERIM FIRE CHIEF

DATE: April 13, 2022

RE: Return to In-Person Meetings

BACKGROUND:

In March 2020, Governor Newsom issued Executive Order N-29-20, suspending teleconferencing restrictions of the Brown Act due to the COVID pandemic. This allowed for public meetings to be held virtually. Since April 2020, all Rodeo-Hercules Fire Protection District meetings have been held virtually, via Zoom.

AB 361 has allowed the Board to continue virtual meetings, but a shift to in-person meetings has been occurring in the area. The Board has requested a discussion regarding returning to in-person meetings.

Prior to COVID, the City of Hercules permitted the Board of Directors to use their Council Chambers for board meetings. In September, Staff recently reached out to the City of Hercules and was informed they are not currently allowing use of their indoor facilities for meetings. They would let the District know when the Council Chambers would be available. Staff recently reached out the City regarding use of their facilities and is waiting on a response. At this time, any in person meetings would be held in the classroom at Station 76 until further notice. Due to social distancing and limited parking, this may limit public participation in an in-person meeting.

PUBLIC MEETING OPTIONS:

1. In-person only, no remote participation

- Meetings will be held in classroom at Station 76, and audio-recorded only.
- Space would be limited due to the size of the room, and possible social distancing
- Masks will be required for everyone
- Up to two board members could participate in public meeting via telephone as long as three other board members attend meeting in person. Board members appearing via telephone must comply with Brown Act requirement of posting their location and allowing access to public.

2. Virtual Public Access via Zoom

- Board members appear in person
- Public appears virtually (Staff would need to spend time training to ensure this is an option, and the learning curve regarding this option is unknown at this time)

RECOMMENDATION:

Discuss and provide direction to staff regarding resuming in-person meetings at a future date.

**Rodeo Hercules Fire
Protection District
MEMORANDUM**

To: BOARD of DIRECTORS, Rodeo Hercules Fire District
From: Darren Johnson, Acting Fire Chief *DJ*
Subject: FIRE CHIEF'S REPORT
Date: April 13, 2022

CCCERA: Contra Costa County Employees Retirement Association- Additional information regarding *Alameda County Deputy Sheriff's Assoc. et al., v. Alameda County Employees' Retirement Assn., et al.*, and referred to as the *Alameda* decision was on the agenda for discussion at the September 8 CCCERA Board meeting. The determinations made during that meeting are as follows: The Board of Retirement considered the issues of member contributions and retirement benefit adjustments in connection with elements of pay no longer pensionable under AB 197 and the *Alameda* decision. The Board adopted Resolution 2021-5 that authorizes the following actions in compliance with the *Alameda* decision and applicable state and federal law:

- 1) Determine all member contributions attributable to excluded Terminal Pay Items and On-Call Pay Items made on and after July 12, 2014, and credit or refund all such contributions, with appropriate interest, to the affected members, in a manner that complies with applicable federal tax rules and California law.
- 2) Determine all overpayments of benefits made to retired members due to excluded Estoppel Benefits and On-Call Pay Items since July 12, 2014, and recover those overpayments from the affected members, with appropriate interest, net of any contributions made on and after July 12, 2014, attributable to such excluded items, in a manner that complies with applicable federal tax rules and California law.
- 3) Determine appropriate adjustments to the future retirement benefits paid to affected members in Item 2 above and implement those adjustments at the earliest practicable time.

The above actions will commence upon the final resolution of the three AB 197 lawsuits involving CCCERA. **NO Updates.** **Reporting:** Acting Chief Johnson

Labor Relations – Personnel – Current MOU expires June 30th. Contract negotiations began in Mid-March.

No personnel off for covid 19 currently

Reporting: Acting Chief Johnson

Fire Stations/Training Facility

Multi-company training has been resumed with all Battalion 7 Units

Probationary employees are continuing their training and Task Book signoffs.

Reporting: Acting Chief Johnson

Facilities- Kitchen remodeling contractor employed by the Fire District has decided not to move forward with the kitchen remodels. We have a few names for new contractors and will be reaching out. The remodeling project will improve the environment of the interior of the fire stations with a focus on ease of decontamination. These projects are reflected in the 2021/22 budget.

Reporting: Acting Chief Johnson

Grants/Reimbursements – The Fire District and other agencies have received reimbursements for personnel costs associated with the vaccination clinic hosted by the district.

Reporting: Acting Chief Johnson

Incident Activity- The crews along with Battalion 7 units responded for a structure fire in the city of Hercules. The vacant Mcleod Ranch was involved. No injuries were reported. The cause was undetermined.

Reporting: Acting Chief Johnson

Community Risk Reduction – Company conducted business inspections are currently on hold, with a plan to resume engine company business inspection in June. The district’s website is continually updated with relevant community information as well as information about the Fire District. The Fire District encourages community members to visit rhfd.org for updates.

Reporting: Acting Chief Johnson

Community /Wildfire Prevention – Weed abatement will begin in June.

Reporting: Acting Chief Johnson

Fleet Management –Nothing to report.

Reporting: Acting Chief Johnson

Fiscal Stabilization – Staff continues to monitor the current Fiscal Year budget.

Reporting: Acting Chief Johnson

Community Activities –**Attended** Phillips 66 Community Advisory Panel, Rodeo Municipal Advisory Panel, Hercules Rotary, and Hercules Planning commission meeting.

Reporting: Acting Chief Johnson

Commendations/Awards/Notables – As covid restrictions are being lifted, staff will look at schedule badge pinning and service awards.

Reporting: Acting Chief Johnson

New Development – Fire District staff continue to meet and provide guidance to developers on various projects throughout the Fire District. Written conditions of approval for upcoming projects were issued to; Phillips 66 Solar Project, Sycamore Crossing, and Franklin Canyon RV Park. The Fire District provided comment to the EIR for Phillip 66 Renewable Energy Project. Additional businesses coming are, an additional senior housing complex on Willow Ave next to the current complex in Hercules, multi-family housing live-work in Rodeo at 4th and Parker, 3 additional homes will be built on Parker Ave next to the post office in Rodeo. The storage facility on Willow Ave will be opening by April.

Reporting: Acting Chief Johnson

Incident Type Count Report

Date Range: From 3/1/2022 To 3/31/2022

Selected Station(s): All

<u>Incident Type</u>	<u>Description</u>	<u>Count</u>	
Station:			
Incident Type is blanks		67	24.45%
Total - incident type left blank		67	100.00%
Total for Station		67	24.45%
Station: 75			
111 - Building fire		1	0.36%
113 - Cooking fire, confined to container		1	0.36%
136 - Self-propelled motor home or recreational vehicle		1	0.36%
150 - Outside rubbish fire, other		3	1.09%
151 - Outside rubbish, trash or waste fire		5	1.82%
160 - Special outside fire, other		1	0.36%
Total - Fires		12	11.21%
321 - EMS call, excluding vehicle accident with injury		70	25.55%
322 - Vehicle accident with injuries		3	1.09%
324 - Motor vehicle accident with no injuries		1	0.36%
Total - Rescue & Emergency Medical Service Incidents		74	69.16%
400 - Hazardous condition, other		1	0.36%
444 - Power line down		1	0.36%
Total - Hazardous Conditions (No fire)		2	1.87%
553 - Public service		1	0.36%
554 - Assist invalid		4	1.46%
Total - Service Call		5	4.67%
611 - Dispatched & cancelled en route		9	3.28%
622 - No incident found on arrival at dispatch address		1	0.36%
6610 - EMS call cancelled		2	0.73%
Total - Good Intent Call		12	11.21%
700 - False alarm or false call, other		1	0.36%
743 - Smoke detector activation, no fire - unintentional		1	0.36%
Total - Fals Alarm & False Call		2	1.87%
Total for Station		107	39.05%
Station: 76			
111 - Building fire		2	0.73%
164 - Outside mailbox fire		1	0.36%
Total - Fires		3	3.00%
321 - EMS call, excluding vehicle accident with injury		57	20.80%
322 - Vehicle accident with injuries		2	0.73%
Total - Rescue & Emergency Medical Service Incidents		59	59.00%
444 - Power line down		1	0.36%
Total - Hazardous Conditions (No fire)		1	1.00%
522 - Water or steam leak		1	0.36%

Incident

<u>Type</u>	<u>Description</u>	<u>Count</u>	
Station: 76 - (Continued)			
5410 - Snake problem		1	0.36%
550 - Public service assistance, other		1	0.36%
553 - Public service		1	0.36%
554 - Assist invalid		2	0.73%
Total - Service Call		6	6.00%
611 - Dispatched & cancelled en route		16	5.84%
611E - EMS: Dispatched & cancelled en route		2	0.73%
651 - Smoke scare, odor of smoke		1	0.36%
672 - Biological hazard investigation, none found		1	0.36%
Total - Good Intent Call		20	20.00%
700 - False alarm or false call, other		3	1.09%
735 - Alarm system sounded due to malfunction		1	0.36%
740 - Unintentional transmission of alarm, other		4	1.46%
743 - Smoke detector activation, no fire - unintentional		1	0.36%
745 - Alarm system sounded, no fire - unintentional		2	0.73%
Total - Fals Alarm & False Call		11	11.00%
Total for Station		100	36.50%
		274	100.00%